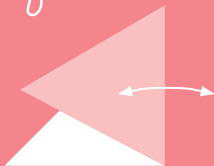


It's time to fold some hearts!




1 Start by folding a square in half diagonally, then cut along the fold to get a triangle.




2 Fold one corner of the triangle across to the other corner, then crease.



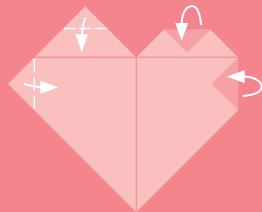
3 Open it up again. Now fold the top point down about 2/3 of the way down, as shown.



4 Take a bottom corner and fold it up so the edge lines up with the centre crease. Repeat other side.



5 Flip the heart over. Fold the top flaps down along the dotted lines shown above.



6 Round off the edges of your heart by making tiny folds at the top and outside corners.